

ILLINOIS STATE BOARD OF EDUCATION
School Business Services Division

Accounting Basis:

SCHOOL DISTRICT BUDGET FORM *
July 1, 2018 - June 30, 2019

Cash
 Accrual

Balanced budget, no deficit reduction plan is required.

Date of Amended Budget:

(MM/DD/YY)

District Name:

Meredosia-Chambersburg School District #11

District RCDT No:

01-069-0110-26

If your FY18 AFR states that you need to do a deficit reduction plan and your FY19 budget is balanced please state the measures you took to have your budget become balanced. (Bckgrnd-Assumpt 25-26)

Budget of Meredosia-Chambersburg School District #11, County of Morgan,
State of Illinois, for the Fiscal Year beginning July 1, 2018 and ending June 30, 2019

WHEREAS the Board of Education of Meredosia-Chambersburg School District #11,
County of Morgan, State of Illinois, caused to be prepared in tentative form a budget, and the Secretary

of this Board has made the same conveniently available to public inspection for at least thirty days prior to final action thereon;

AND WHEREAS a public hearing was held as to such budget on the 12th day of September, 20 18,
notice of said hearing was given at least thirty days prior thereto as required by law, and all other legal requirements have been complied with;


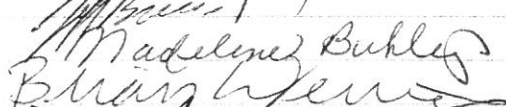


NOW, THEREFORE, Be it resolved by the Board of Education of said district as follows:

Section 1: That the fiscal year of this school district be and the same hereby is fixed and declared to be
beginning July 1, 2018 and ending June 30, 2019.

Section 2: That the following budget containing an estimate of amounts available in each Fund, separately, and expenditures from each be
and the same is hereby adopted as the budget of this school district for said fiscal year.

ADOPTION OF BUDGET

The budget shall be approved and signed below by members of the School Board. Adopted this 12th
day of September, 20 18 by a roll call vote of 6 Yeas, and 0 Nays, to wit:

** MEMBERS VOTING YEA:	** MEMBERS VOTING NAY:
	
	
	
	

* Based on the 23 Illinois Administrative Code-Part 100 and inconformity with Section 17-1 of the School Code.
** Type in the members who voted "YEA" nor "NAY". Actual school board member signatures are not required for electronic submission.
(1) A certified copy of this document must be filed with the county clerk within 30 days of adoption as required by Section 18-50 of the Property Tax Code (35 ILCS 200/18-50).
(2) Districts are required to submit the adopted/amended budget electronically to ISBE within 30 days of adoption or by October 30, whichever comes first. Budgets are submitted to School Finance Report (SFR): <https://sec1.isbe.net/attachmgr/default.aspx>
The electronic version does not require member signatures.

	A	B	C	D	E	F	G	H	I	J	K	L
	Begin entering data on EstRev 5-10 and EstExp 11-17 tabs.	Acct #	(10) Educational	(20) Operations & Maintenance	(30) Debt Service	(40) Transportation	(50) Municipal Retirement/ Social Security	(60) Capital Projects	(70) Working Cash	(80) Tort	(90) Fire Prevention & Safety	
	Description: Enter Whole Numbers Only											
1												
2												
3	ESTIMATED BEGINNING FUND BALANCE July 1, 2018 ¹		83,588	10,833	128,192	65,125	213,545	86,597	1,000	196,875	9,382	
4	RECEIPTS/REVENUES											
5	LOCAL SOURCES	1000	1,541,653	211,212	165,950	55,574	119,500	120,282	14,250	273,250	13,893	
6	FLOW-THROUGH RECEIPTS/REVENUES FROM ONE DISTRICT TO ANOTHER DISTRICT	2000	0	0	0	0	0	0	0	0	0	
7	STATE SOURCES	3000	473,941	0	0	73,810	0	0	0	0	0	
8	FEDERAL SOURCES	4000	226,744	0	0	0	0	0	0	0	0	
9	Total Direct Receipts/Revenues ⁴		2,242,338	211,212	165,950	129,384	119,500	120,282	14,250	273,250	13,893	
10	Receipts/Revenues for "On Behalf" Payments ²	3998										
11	Total Receipts/Revenues		2,242,338	211,212	165,950	129,384	119,500	120,282	14,250	273,250	13,893	
12	DISBURSEMENTS/EXPENDITURES											
13	INSTRUCTION	1000	1,588,886				17,126					
14	SUPPORT SERVICES	2000	569,180	211,137		115,361	53,307	0		272,291	5,363	
15	COMMUNITY SERVICES	3000	0	0		0	0					
16	PAYMENTS TO OTHER DISTRICTS & GOVT UNITS	4000	37,816	0	0	0	0	0	0	0	0	
17	DEBT SERVICES	5000	0	0	164,675	0	0	0	0	0	0	
18	PROVISION FOR CONTINGENCIES	6000	0	0	0	0	0	0	0	0	0	
19	Total Direct Disbursements/Expenditures ⁹		2,195,882	211,137	164,675	115,361	70,433	0		272,291	5,363	
20	Disbursements/Expenditures for "On Behalf" Payments ²	4180	0	0	0	0	0	0		0	0	
21	Total Disbursements/Expenditures		2,195,882	211,137	164,675	115,361	70,433	0		272,291	5,363	
22	Excess of Direct Receipts/Revenues Over (Under) Direct Disbursements/Expenditures		46,456	75	1,275	14,023	49,067	120,282	14,250	959	8,530	
23	OTHER SOURCES/USES OF FUNDS											
24	OTHER SOURCES OF FUNDS (7000)											
25	PERMANENT TRANSFER FROM VARIOUS FUNDS											
26	Abolishment the Working Cash Fund ¹⁶	7110										
27	Abatement of the Working Cash Fund ¹⁶	7110										
28	Transfer of Working Cash Fund Interest	7120										
29	Transfer Among Funds	7130										
30	Transfer of Interest	7140										
31	Transfer from Capital Projects Fund to O&M Fund	7150		0								
32	Transfer of Excess Fire Prev & Safety Tax & Interest ³ Proceeds to O&M Fund	7160		0								
33	Transfer of Excess Accumulated Fire Prev & Safety Bond and Int ^{3a} Proceeds to Debt Service Fund	7170			0							
34	SALE OF BONDS (7200)											
35	Principal on Bonds Sold ⁴	7210										
36	Premium on Bonds Sold	7220										
37	Accrued Interest on Bonds Sold	7230										
38	Sale or Compensation for Fixed Assets ⁵	7300										
39	Transfer to Debt Service to Pay Principal on Capital Leases	7400			0							
40	Transfer to Debt Service Fund to Pay Interest on Capital Leases	7500			0							
41	Transfer to Debt Service Fund to Pay Principal on Revenue Bonds	7600			0							
42	Transfer to Debt Service Fund to Pay Interest on Revenue Bonds	7700			0							
43	Transfer to Capital Projects Fund	7800						0				
44	ISBE Loan Proceeds	7900										
45	Other Sources Not Classified Elsewhere	7990										
46	Total Other Sources of Funds ⁸		0	0	0	0	0	0	0	0	0	

BUDGET SUMMARY

	A	B	C	D	E	F	G	H	I	J	K	L
	Begin entering data on EstRev 5-10 and EstExp 11-17 tabs.	Acct #	(10) Educational	(20) Operations & Maintenance	(30) Debt Service	(40) Transportation	(50) Municipal Retirement/ Social Security	(60) Capital Projects	(70) Working Cash	(80) Tort	(90) Fire Prevention & Safety	
1	Description: Enter Whole Numbers Only											
2	OTHER USES OF FUNDS (8000)											
47	TRANSFER TO VARIOUS OTHER FUNDS (8100)											
50	Abolishment or Abatement of the Working Cash Fund ¹⁶	8110										
51	Transfer of Working Cash Fund Interest	8120							0			
52	Transfer Among Funds	8130							0			
53	Transfer of Interest ⁶	8140										
54	Transfer from Capital Projects Fund to O&M Fund	8150										
55	Transfer of Excess Fire Prev & Safety Tax & Interest ³ Proceeds to O&M Fund	8160										
	Transfer of Excess Accumulated Fire Prev & Safety Bond ^{3a} and	8170										
56	Int Proceeds to Debt Service Fund											
57	Taxes Pledged to Pay Principal on Capital Leases	8410										
58	Grants/Reimbursements Pledged to Pay Principal on Capital Leases	8420										
59	Other Revenues Pledged to Pay Principal on Capital Leases	8430										
60	Fund Balance Transfers Pledged to Pay Principal on Capital Leases	8440										
61	Taxes Pledged to Pay Interest on Capital Leases	8510										
62	Grants/Reimbursements Pledged to Pay Interest on Capital Leases	8520										
63	Other Revenues Pledged to Pay Interest on Capital Leases	8530										
64	Fund Balance Transfers Pledged to Pay Interest on Capital Leases	8540										
65	Taxes Pledged to Pay Principal on Revenue Bonds	8610										
66	Grants/Reimbursements Pledged to Pay Principal on Revenue Bonds	8620										
67	Other Revenues Pledged to Pay Principal on Revenue Bonds	8630										
68	Fund Balance Transfers Pledged to Pay Principal on Revenue Bonds	8640										
69	Taxes Pledged to Pay Interest on Revenue Bonds	8710										
70	Grants/Reimbursements Pledged to Pay Interest on Revenue Bonds	8720										
71	Other Revenues Pledged to Pay Interest on Revenue Bonds	8730										
72	Fund Balance Transfers Pledged to Pay Interest on Revenue Bonds	8740										
73	Taxes Transferred to Pay for Capital Projects	8810										
74	Grants/Reimbursements Pledged to Pay for Capital Projects	8820										
75	Other Revenues Pledged to Pay for Capital Projects	8830										
76	Fund Balance Transfers Pledged to Pay for Capital Projects	8840										
77	Transfer to Debt Service Fund to Pay Principal on ISBE Loans	8910										
78	Other Uses Not Classified Elsewhere	8990										
79	Total Other Uses of Funds ⁹		0	0	0	0	0	0	0	0	0	0
80	Total Other Sources/Uses of Fund		0	0	0	0	0	0	0	0	0	0
81	ESTIMATED ENDING FUND BALANCE June 30, 2019		130,044	10,908	129,467	79,148	262,612	206,879	15,250	197,834	17,912	

SUMMARY OF EXPENDITURES (by Major Object)												
			(10) Educational	(20) Operations & Maintenance	(30) Debt Service	(40) Transportation	(50) Municipal Retirement/ Social Security	(60) Capital Projects	(70) Working Cash	(80) Tort	(90) Fire Prevention & Safety	Total By Object
82	Object Name	Acct #										
86	Salaries	100	1,572,768	118,137		88,173		0		95,691	0	1,874,769
87	Employee Benefits	200	393,255	11,000	6,608		70,433	0		25,676	0	506,972
88	Purchased Services	300	104,459	45,000	0	1,140		0		61,524	5,363	217,886
89	Supplies & Materials	400	125,400	36,000		18,240		0		89,000	0	268,640
90	Capital Outlay	500	0	1,000		0		0		0	0	1,000
91	Other Objects	600	0	0	164,675	1,200	0	0		0	0	165,875
92	Non-Capitalized Equipment	700	0	0				0		0	0	0
93	Termination Benefits	800	0	0				0		0	0	0
94	Total Expenditures		2,195,882	211,137	164,675	115,361	70,433	0		272,291	5,363	3,035,142

SUMMARY OF CASH TRANSACTIONS

	A	B	C	D	E	F	G	H	I	J	K
	Description: Enter Whole Numbers Only	Acct #	(10) Educational	(20) Operations & Maintenance	(30) Debt Service	(40) Transportation	(50) Municipal Retirement/ Social Security	(60) Capital Projects	(70) Working Cash	(80) Tort	(90) Fire Prevention & Safety
1											
2	BEGINNING CASH BALANCE ON HAND July 1, 2018 ⁷										
3	Total Direct Receipts & Other Sources ⁸		603,060	87,697	140,589	258,803	311,287	86,598	112,310	196,875	9,382
4	OTHER RECEIPTS		2,242,338	211,212	165,950	129,384	119,500	120,282	14,250	273,250	13,893
5	Interfund Loans Payable (Loans from Other Funds)	411									
6	Interfund Loans Receivable (Repayment of Loans)	141									
7	Notes and Warrants Payable	433									
8	Other Current Assets	199									
9	Total Other Receipts		0	0	0	0	0	0	0	0	0
10	Total Direct Receipts, Other Sources, & Other Receipts		2,242,338	211,212	165,950	129,384	119,500	120,282	14,250	273,250	13,893
11	Total Amount Available		2,845,398	298,909	306,539	388,187	430,787	206,880	126,560	470,125	23,275
12	Total Direct Disbursements & Other Uses ⁹		2,195,882	211,137	164,675	115,361	70,433	0	0	272,291	5,363
13	OTHER DISBURSEMENTS										
14	Interfund Loans Receivable (Loans to Other Funds) ¹⁰	141									
15	Interfund Loans Payable (Repayment of Loans)	411									
16	Notes and Warrants Payable	433									
17	Other Current Liabilities	499									
18	Total Other Disbursements		0	0	0	0	0	0	0	0	0
19	Total Direct Disbursements, Other Uses, & Other Disbursements		2,195,882	211,137	164,675	115,361	70,433	0	0	272,291	5,363
20	ENDING CASH BALANCE ON HAND June 30, 2019 ⁷		649,516	87,772	141,864	272,826	360,354	206,880	126,560	197,834	17,912
21											

	A	B	C	D	E	F	G	H	I	J	K
	Description: Enter Whole Numbers Only	Acct #	(10) Educational	(20) Operations & Maintenance	(30) Debt Service	(40) Transportation	(50) Municipal Retirement/ Social Security	(60) Capital Projects	(70) Working Cash	(80) Tort	(90) Fire Prevention & Safety
3	RECEIPTS/REVENUES FROM LOCAL SOURCES (1000)										
4	AD VALOREM TAXES LEVIED BY LOCAL EDUCATION AGENCY	1100									
5	Designated Purposes Levies ^{11 (1110-1120)}		830,824	138,712	165,950	55,574	106,000		14,250	273,250	13,893
6	Leasing Purposes Levy ¹²	1130	13,893								
7	Special Education Purposes Levy	1140	11,115								
8	FICA and Medicare Only Levies	1150									
9	Area Vocational Construction Purposes Levy	1160									
10	Summer School Purposes Levy	1170									
11	Other Tax Levies (Describe & Itemize)	1190									
12	Total Ad Valorem Taxes Levied by District		855,832	138,712	165,950	55,574	106,000	0	14,250	273,250	13,893
13	PAYMENTS IN LIEU OF TAXES	1200									
14	Mobile Home Privilege Tax	1210									
15	Payments from Local Housing Authority	1220									
16	Corporate Personal Property Replacement Taxes ¹³	1230	668,789	45,000			13,500				
17	Other Payments in Lieu of Taxes (Describe & Itemize)	1290		27,500							
18	Total Payments in Lieu of Taxes		668,789	72,500	0	0	13,500	0	0	0	0
19	TUITION	1300									
20	Regular Tuition from Pupils or Parents (In State)	1311									
21	Regular Tuition from Other Districts (In State)	1312									
22	Regular Tuition from Other Sources (In State)	1313									
23	Regular Tuition from Other Sources (Out of State)	1314									
24	Summer School Tuition from Pupils or Parents (In State)	1321									
25	Summer School Tuition from Other Districts (In State)	1322									
26	Summer School Tuition from Other Sources (In State)	1323									
27	Summer School Tuition from Other Sources (Out of State)	1324									
28	CTE Tuition from Pupils or Parents (In State)	1331									
29	CTE Tuition from Other Districts (In State)	1332									
30	CTE Tuition from Other Sources (In State)	1333									
31	CTE Tuition from Other Sources (Out of State)	1334									
32	Special Education Tuition from Pupils or Parents (In State)	1341									
33	Special Education Tuition from Other Districts (In State)	1342									
34	Special Education Tuition from Other Sources (In State)	1343									
35	Special Education Tuition from Other Sources (Out of State)	1344									
36	Adult Tuition from Pupils or Parents (In State)	1351									
37	Adult Tuition from Other Districts (In State)	1352									
38	Adult Tuition from Other Sources (In State)	1353									
39	Adult Tuition from Other Sources (Out of State)	1354									
40	Total Tuition		0								
41	TRANSPORTATION FEES	1400									
42	Regular Transportation Fees from Pupils or Parents (In State)	1411									
43	Regular Transportation Fees from Other Districts (In State)	1412									
44	Regular Transportation Fees from Other Sources (In State)	1413									
45	Regular Transportation Fees from Co-curricular Activities (In State)	1415									
46	Regular Transportation Fees from Other Sources (Out of State)	1416									
47	Summer School Transportation Fees from Pupils or Parents (In State)	1421									
48	Summer School Transportation Fees from Other Districts (In State)	1422									
49	Summer School Transportation Fees from Other Sources (In State)	1423									
50	Summer School Transportation Fees from Other Sources (Out of State)	1424									
51	CTE Transportation Fees from Pupils or Parents (In State)	1431									
52	CTE Transportation Fees from Other Districts (In State)	1432									
53	CTE Transportation Fees from Other Sources (In State)	1433									
54	CTE Transportation Fees from Other Sources (Out of State)	1434									
55	Special Education Transportation Fees from Pupils or Parents (In State)	1441									

ESTIMATED RECEIPTS/REVENUES

	A	B	C	D	E	F	G	H	I	J	K
	Description: Enter Whole Numbers Only	Acct #	(10) Educational	(20) Operations & Maintenance	(30) Debt Service	(40) Transportation	(50) Municipal Retirement/ Social Security	(60) Capital Projects	(70) Working Cash	(80) Tort	(90) Fire Prevention & Safety
1											
2											
56	Special Education Transportation Fees from Other Districts (In State)	1442									
57	Special Education Transportation Fees from Other Sources (In State)	1443									
58	Special Education Transportation Fees from Other Sources (Out of State)	1444									
59	Adult Transportation Fees from Pupils or Parents (In State)	1451									
60	Adult Transportation Fees from Other Districts (In State)	1452									
61	Adult Transportation Fees from Other Sources (In State)	1453									
62	Adult Transportation Fees from Other Sources (Out of State)	1454									
63	Total Transportation Fees				0						
64	EARNINGS ON INVESTMENTS	1500									
65	Interest on Investments	1510	507								
66	Gain or Loss on Sale of Investments	1520									
67	Total Earnings on Investments		507	0	0	0	0	0	0	0	0
68	FOOD SERVICE	1600									
69	Sales to Pupils - Lunch	1611									
70	Sales to Pupils - Breakfast	1612									
71	Sales to Pupils - A la Carte	1613									
72	Sales to Pupils - Other (Describe & Itemize)	1614									
73	Sales to Adults	1620									
74	Other Food Service (Describe & Itemize)	1690	75								
75	Total Food Service		75								
76	DISTRICT/SCHOOL ACTIVITY INCOME	1700									
77	Admissions - Athletic	1711	5,000								
78	Admissions - Other	1719									
79	Fees	1720	2,500								
80	Book Store Sales	1730	300								
81	Other District/School Activity Revenue (Describe & Itemize)	1790									
82	Total District/School Activity Income		7,800	0							
83	TEXTBOOK INCOME	1800									
84	Rentals - Regular Textbooks	1811	5,275								
85	Rentals - Summer School Textbooks	1812									
86	Rentals - Adult/Continuing Education Textbooks	1813									
87	Rentals - Other (Describe)	1819									
88	Sales - Regular Textbooks	1821									
89	Sales - Summer School Textbooks	1822									
90	Sales - Adult/Continuing Education Textbooks	1823									
91	Sales - Other (Describe & Itemize)	1829									
92	Other (Describe & Itemize)	1890									
93	Total Textbooks		5,275								
94	OTHER REVENUE FROM LOCAL SOURCES	1900									
95	Rentals	1910									
96	Contributions and Donations from Private Sources	1920									
97	Impact Fees from Municipal or County Governments	1930									
98	Services Provided Other Districts	1940									
99	Refund of Prior Years' Expenditures	1950	1,500								
100	Payments of Surplus Moneys from TIF Districts	1960									
101	Drivers' Education Fees	1970	1,875								
102	Proceeds from Vendors' Contracts	1980									
103	School Facility Occupation Tax Proceeds	1983									
104	Payment from Other Districts	1991						120,282			
105	Sale of Vocational Projects	1992									

ESTIMATED RECEIPTS/REVENUES

	A	B	C	D	E	F	G	H	I	J	K
	Description: Enter Whole Numbers Only	Acct #	(10) Educational	(20) Operations & Maintenance	(30) Debt Service	(40) Transportation	(50) Municipal Retirement/ Social Security	(60) Capital Projects	(70) Working Cash	(80) Tort	(90) Fire Prevention & Safety
1											
2											
106	Other Local Fees (Describe & Itemize)	1993									
107	Other Local Revenues (Describe & Itemize)	1999									
108	Total Other Revenue from Local Sources		3,375	0	0	0	0	120,282	0	0	0
109	Total Receipts/Revenues from Local Sources	1000	1,541,653	211,212	165,950	55,574	119,500	120,282	14,250	273,250	13,893
FLOW-THROUGH RECEIPTS/REVENUES FROM ONE DISTRICT TO ANOTHER DISTRICT (2000)											
111	Flow-Through Revenue from State Sources	2100									
112	Flow-Through Revenue from Federal Sources	2200									
113	Other Flow-Through Revenue (Describe & Itemize)	2300									
114	Total Flow-Through Receipts/Revenues From One District to Another District	2000	0	0	0	0	0				
RECEIPTS/REVENUES FROM STATE SOURCES (3000)											
UNRESTRICTED GRANTS-IN-AID (3001-3099)											
117	Evidence Based Funding Formula (Section 18-8.15)	3001	390,000								
118	Reorganization Incentives (Accounts 3005-3021)	3005									
119	Fast Growth District Grants	3030									
120	Other Unrestricted Grants-In-Aid From State Sources (Describe & Itemize)	3099									
121	Total Unrestricted Grants-In-Aid		390,000	0	0	0	0	0		0	0
RESTRICTED GRANTS-IN-AID (3100-3900)											
123 SPECIAL EDUCATION											
124	Special Education - Private Facility Tuition	3100									
125	Special Education - Funding for Children Requiring Sp Ed Services	3105	30,000								
126	Special Education - Personnel	3110	50,000								
127	Special Education - Orphanage - Individual	3120									
128	Special Education - Orphanage - Summer Individual	3130									
129	Special Education - Summer School	3145									
130	Special Education - Other (Describe & Itemize)	3199									
131	Total Special Education		80,000	0	0	0	0	0		0	0
132 CAREER AND TECHNICAL EDUCATION (CTE)											
133	CTE - Technical Education - Tech Prep	3200									
134	CTE - Secondary Program Improvement (CTEI)	3220									
135	CTE - WCECP	3225									
136	CTE - Agriculture Education	3235									
137	CTE - Instructor Practicum	3240									
138	CTE - Student Organizations	3270									
139	CTE - Other (Describe & Itemize)	3299									
140	Total Career and Technical Education		0	0	0	0	0	0		0	0
141 BILINGUAL EDUCATION											
142	Bilingual Education - Downstate - TPI and TBE	3305									
143	Bilingual Education - Downstate - Transitional Bilingual Education	3310									
144	Total Bilingual Education		0								
145	State Free Lunch & Breakfast	3360	1,200								
146	School Breakfast Initiative	3365	2,741								
147	Driver Education	3370									
148	Adult Education (from ICCB)	3410									
149	Adult Education - Other (Describe & Itemize)	3499									
150 TRANSPORTATION											
151	Transportation - Regular and Vocational	3500									
152	Transportation - Special Education	3510									
153	Transportation - Other (Describe & Itemize)	3599									
154	Total Transportation		0	0	0	0	0	0		0	0

ESTIMATED RECEIPTS/REVENUES

	A	B	C	D	E	F	G	H	I	J	K
	Description: Enter Whole Numbers Only	Acct #	Educational (10)	Operations & Maintenance (20)	Debt Service (30)	Transportation (40)	Municipal Retirement/ Social Security (50)	Capital Projects (60)	Working Cash (70)	Tort (80)	Fire Prevention & Safety (90)
1											
2											
155	Learning Improvement - Change Grants	3610									
156	Scientific Literacy	3660									
157	Truant Alternative/Optional Education	3695									
158	Early Childhood - Block Grant	3705									
159	Chicago General Education Block Grant	3766									
160	Chicago Educational Services Block Grant	3767									
161	School Safety & Educational Improvement Block Grant	3775									
162	Technology - Technology for Success	3780									
163	State Charter Schools	3815									
164	Extended Learning Opportunities - Summer Bridges	3825									
165	Infrastructure Improvements - Planning/Construction	3920									
166	School Infrastructure - Maintenance Projects	3925									
167	Other Restricted Revenue from State Sources (Describe & Itemize)	3999									
168	Total Restricted Grants-In-Aid		83,941	0	0	73,810	0	0	0	0	0
169	Total Receipts/Revenues from State Sources	3000	473,941	0	0	73,810	0	0	0	0	0
170	RECEIPTS/REVENUES FROM FEDERAL SOURCES (4000)										
171	UNRESTRICTED GRANTS-IN-AID RECEIVED DIRECTLY FROM FEDERAL GOVT. (4001-4009)										
172	Federal Impact Aid	4001									
173	Other Unrestricted Grants-In-Aid Received Directly from the Federal Govt. (Describe & Itemize)	4009									
174	Total Unrestricted Grants-In-Aid Received Directly from Fed Govt		0	0	0	0	0	0	0	0	0
175	RESTRICTED GRANTS-IN-AID RECEIVED DIRECTLY FROM FEDERAL GOVT (4045-4090)										
176	Head Start	4045									
177	Construction (Impact Aid)	4050									
178	MAGNET	4060									
179	Other Restricted Grants-In-Aid Received Directly from Federal Govt. (Describe & Itemize)	4090									
180	Total Restricted Grants-In-Aid Received Directly from Federal Govt.		0	0	0	0	0	0	0	0	0
181	RESTRICTED GRANTS-IN-AID RECEIVED FROM FEDERAL GOVT. THRU THE STATE (4100-4999)										
182	TITLE V										
183	Title V - Flexibility and Accountability	4100									
184	Title V - SEA Projects	4105									
185	Title V - Rural Education Initiative (REI)	4107	16,500								
186	Title V - Other (Describe & Itemize)	4199									
187	Total Title V		16,500	0							
188	FOOD SERVICE										
189	Breakfast Start-Up Expansion	4200									
190	National School Lunch Program	4210	68,498								
191	Special Milk Program	4215									
192	School Breakfast Program	4220	22,081								
193	Summer Food Service Admin/Program	4225									
194	Child and Adult Care Food Program	4226									
195	Fresh Fruit and Vegetables	4240	6,000								
196	Food Service - Other (Describe & Itemize)	4299									
197	Total Food Service		96,579								
198	TITLE I										
199	Title I - Low Income	4300	60,523								
200	Title I - Low Income - Neglected, Private	4305									

ESTIMATED RECEIPTS/REVENUES

ESTIMATED RECEIPTS/REVENUES

	A	B	C	D	E	F	G	H	I	J	K
	Description: Enter Whole Numbers Only	Acct #	(10) Educational	(20) Operations & Maintenance	(30) Debt Service	(40) Transportation	(50) Municipal Retirement/ Social Security	(60) Capital Projects	(70) Working Cash	(80) Tort	(90) Fire Prevention & Safety
1											
2											
201	Title I - Migrant Education	4340									
202	Title I - Other (Describe & Itemize)	4399									
203	Total Title I		60,523	0							
204	TITLE IV										
205	Title IV - Student Support & Academic Enrichment Grant	4400	10,000								
206	Title IV - 21st Century	4421									
207	Title IV - Other (Describe & Itemize)	4499									
208	Total Title IV		10,000	0							
209	FEDERAL - SPECIAL EDUCATION										
210	Federal Special Education - Preschool Flow-Through	4600									
211	Federal Special Education - Preschool Discretionary	4605									
212	Federal Special Education - IDEA Flow Through	4620									
213	Federal Special Education - IDEA Room & Board	4625									
214	Federal Special Education - IDEA Discretionary	4630									
215	Federal Special Education - IDEA - Other (Describe & Itemize)	4699									
216	Total Federal Special Education		0	0							
217	CTE - PERKINS										
218	CTE - Perkins-Title III E Tech Prep	4770									
219	CTE - Other (Describe & Itemize)	4799									
220	Total CTE - Perkins		0	0							
221	Federal - Adult Education	4810									
222	ARRA - General State Aid - Education Stabilization	4850									
223	ARRA - Title I - Low Income	4851									
224	ARRA - Title I - Neglected, Private	4852									
225	ARRA - Title I - Delinquent, Private	4853									
226	ARRA - Title I - School Improvement (Part A)	4854									
227	ARRA - Title I - School Improvement (Section 1003g)	4855									
228	ARRA - IDEA - Part B - Preschool	4856									
229	ARRA - IDEA - Part B - Flow-Through	4857									
230	ARRA - Title IID - Technology - Formula	4860									
231	ARRA - Title IID - Technology - Competitive	4861									
232	ARRA - McKinney - Vento Homeless Education	4862									
233	ARRA - Child Nutrition Equipment Assistance	4863									
234	Impact Aid Formula Grants	4864									
235	Impact Aid Competitive Grants	4865									
236	Qualified Zone Academy Bond Tax Credits	4866									
237	Qualified School Construction Bond Credits	4867									
238	Build America Bond Tax Credits	4868									
239	Build America Bond Interest Reimbursement	4869									
240	ARRA - General State Aid - Other Government Services Stabilization	4870									
241	Other ARRA Funds - II	4871									
242	Other ARRA Funds - III	4872									
243	Other ARRA Funds - IV	4873									
244	Other ARRA Funds - V	4874									
245	ARRA - Early Childhood	4875									
246	Other ARRA Funds - VII	4876									
247	Other ARRA Funds - VIII	4877									
248	Other ARRA Funds - IX	4878									
249	Other ARRA Funds - X	4879									
250	Other ARRA Funds - Ed Job Fund Program	4880									
251	Total Stimulus Programs		0	0	0	0	0	0	0	0	0

ESTIMATED RECEIPTS/REVENUES

	A	B	C	D	E	F	G	H	I	J	K
	Description: Enter Whole Numbers Only	Acct #	(10) Educational	(20) Operations & Maintenance	(30) Debt Service	(40) Transportation	(50) Municipal Retirement/ Social Security	(60) Capital Projects	(70) Working Cash	(80) Tort	(90) Fire Prevention & Safety
1											
2											
252	Race to the Top Program	4901									
253	Race to the Top - Preschool Expansion Grant	4902									
254	Title III - Instruction for English Learners & Immigrant Students	4905									
255	Title III - English Language Acquisition	4909									
256	McKinney Education for Homeless Children	4920									
257	Title II - Eisenhower - Professional Development Formula	4930									
258	Title II - Teacher Quality	4932	10,953								
259	Federal Charter Schools	4960									
260	State Assessment Grants	4981									
261	Grant for State Assessments and Related Activities	4982									
262	Medicaid Matching Funds - Administrative Outreach	4991	8,865								
263	Medicaid Matching Funds - Fee-For-Service Program	4992	23,324								
264	Other Restricted Grants Received from Federal Government through State (Describe & Itemize)	4999									
265	Total Restricted Grants-in-Aid Received from Federal Govt. Thru the State		226,744	0	0	0	0	0	0	0	0
266	TOTAL RECEIPTS/REVENUES FROM FEDERAL SOURCES	4000	226,744	0	0	0	0	0	0	0	0
267	TOTAL DIRECT RECEIPTS/REVENUES		2,242,338	211,212	165,950	129,384	119,500	120,282	14,250	273,250	13,893

ESTIMATED DISBURSEMENTS/EXPENDITURES

	A	B	C	D	E	F	G	H	I	J	K
	Description: Enter Whole Numbers Only	Func#	(100) Salaries	(200) Employee Benefits	(300) Purchased Services	(400) Supplies & Materials	(500) Capital Outlay	(600) Other Objects	(700) Non-Capitalized Equipment	(800) Termination Benefits	(900) Total
1											
2											
3	10 - EDUCATIONAL FUND (ED)										
4	INSTRUCTION (ED)	1000									
5	Regular Programs	1100	780,486	217,539	45,000	40,000					1,083,025
6	Tuition Payment to Charter Schools	1115									0
7	Pre-K Programs	1125									0
8	Special Education Programs (Functions 1200 - 1220)	1200	221,946	67,291	750	800					290,787
9	Special Education Programs Pre-K	1225									0
10	Remedial and Supplemental Programs K-12	1250	48,561	9,742	250						58,553
11	Remedial and Supplemental Programs Pre-K	1275									0
12	Adult/Continuing Education Programs	1300									0
13	CTE Programs	1400	80,922	18,147	2,000						101,069
14	Interscholastic Programs	1500	25,292	1,725	11,321	2,000					40,338
15	Summer School Programs	1600									0
16	Gifted Programs	1650									0
17	Driver's Education Programs	1700	10,800	1,414	2,700	200					15,114
18	Bilingual Programs	1800									0
19	Truant Alternative & Optional Programs	1900									0
20	Pre-K Programs - Private Tuition	1910									0
21	Regular K-12 Programs Private Tuition	1911									0
22	Special Education Programs K-12 Private Tuition	1912									0
23	Special Education Programs Pre-K Tuition	1913									0
24	Remedial/Supplemental Programs K-12 Private Tuition	1914									0
25	Remedial/Supplemental Programs Pre-K Private Tuition	1915									0
26	Adult/Continuing Education Programs Private Tuition	1916									0
27	CTE Programs Private Tuition	1917									0
28	Interscholastic Programs Private Tuition	1918									0
29	Summer School Programs Private Tuition	1919									0
30	Gifted Programs Private Tuition	1920									0
31	Bilingual Programs Private Tuition	1921									0
32	Truants Alternative/Opt Ed Programs Private Tuition	1922									0
33	Total Instruction ¹⁴	1000	1,168,007	315,858	60,021	45,000	0	0	0	0	1,588,886
34	SUPPORT SERVICES (ED)	2000									
35	Support Services - Pupil	2100									
36	Attendance & Social Work Services	2110	28,695								28,695
37	Guidance Services	2120	25,531	5,307							30,838
38	Health Services	2130									0
39	Psychological Services	2140									0
40	Speech Pathology & Audiology Services	2150	32,000	4,626	787						37,413
41	Other Support Services - Pupils (Describe & Itemize)	2190									0
42	Total Support Services - Pupil	2100	86,226	9,933	787	0	0	0	0	0	96,946
43	Support Services - Instructional Staff	2200									
44	Improvement of Instruction Services	2210									0
45	Educational Media Services	2220	20,111	3,500							23,611
46	Assessment & Testing	2230									0
47	Total Support Services - Instructional Staff	2200	20,111	3,500	0	0	0	0	0	0	23,611
48	Support Services - General Administration	2300									
49	Board of Education Services	2310									0
50	Executive Administration Services	2320	85,668	18,553		10,500					10,500
51	Special Area Administration Services	2330				2,400					106,621
52	Tort Immunity Services	2360 - 2370									0
53	Total Support Services - General Administration	2300	85,668	18,553	0	12,900	0	0	0	0	117,121
54	Support Services - School Administration	2400									
55	Office of the Principal Services	2410	120,220	25,976		1,100					147,296
56	Other Support Services - School Administration (Describe & Itemize)	2490									0
57	Total Support Services - School Administration	2400	120,220	25,976	0	1,100	0	0	0	0	147,296

ESTIMATED DISBURSEMENTS/EXPENDITURES

	A	B	C	D	E	F	G	H	I	J	K
	Description: Enter Whole Numbers Only	Func #	(100) Salaries	(200) Employee Benefits	(300) Purchased Services	(400) Supplies & Materials	(500) Capital Outlay	(600) Other Objects	(700) Non-Capitalized Equipment	(800) Termination Benefits	(900) Total
1											
2											
58	Support Services - Business	2500									
59	Direction of Business Support Services	2510									
60	Fiscal Services	2520	35,638	3,024	5,335	500					0
61	Operation & Maintenance of Plant Services	2540									44,497
62	Pupil Transportation Services	2550									0
63	Food Services	2560	56,898	16,411	500	65,000					0
64	Internal Services	2570									138,809
65	Total Support Services - Business	2500	92,536	19,435	5,835	65,500	0	0	0	0	183,306
66	Support Services - Central	2600									
67	Direction of Central Support Services	2610									
68	Planning, Research, Development & Evaluation Services	2620									0
69	Information Services	2630									0
70	Staff Services	2640									0
71	Data Processing Services	2660									0
72	Total Support Services - Central	2600	0	0	0	0	0	0	0	0	0
73	Other Support Services (Describe & Itemize)	2900									
74	Total Support Services	2000	404,761	77,397	6,622	80,400	0	0	0	0	900
75	COMMUNITY SERVICES (ED)	3000									569,180
76	PAYMENTS TO OTHER DIST & GOVT UNITS (ED)	4000									0
77	Payments to Other Dist & Govt Units (In-State)	4100									
78	Payments for Regular Programs	4110									
79	Payments for Special Education Programs	4120			37,816						37,816
80	Payments for Adult/Continuing Education Programs	4130									0
81	Payments for CTE Programs	4140									0
82	Payments for Community College Programs	4170									0
83	Other Payments to In-State Govt Units (Describe & Itemize)	4190									0
84	Total Payments to Other Dist & Govt Units (In-State)	4100			37,816				0		37,816
85	Payments for Regular Programs - Tuition	4210									0
86	Payments for Special Education Programs - Tuition	4220									0
87	Payments for Adult/Continuing Education Programs - Tuition	4230									0
88	Payments for CTE Programs - Tuition	4240									0
89	Payments for Community College Programs - Tuition	4270									0
90	Payments for Other Programs - Tuition	4280									0
91	Other Payments to In-State Govt Units (Describe & Itemize)	4290									0
92	Total Payments to Other Dist & Govt Units - Tuition (In State)	4200							0		0
93	Payments for Regular Programs - Transfers	4310									0
94	Payments for Special Education Programs - Transfers	4320									0
95	Payments for Adult/Continuing Ed Programs - Transfers	4330									0
96	Payments for CTE Programs - Transfers	4340									0
97	Payments for Community College Program - Transfers	4370									0
98	Payments for Other Programs - Transfers	4380									0
99	Other Payments to In-State Govt Units - Transfers (Describe & Itemize)	4390									0
100	Total Payments to Other Dist & Govt Units-Transfers (In State)	4300			0				0		0
101	Payments to Other Dist & Govt Units (Out of State)	4400									0
102	Total Payments to Other Dist & Govt Units	4000			37,816				0		37,816
103	DEBT SERVICE (ED)	5000									
104	Debt Service - Interest on Short-Term Debt	5100									
105	Tax Anticipation Warrants	5110									0
106	Tax Anticipation Notes	5120									0
107	Corporate Personal Property Rep'l Tax Anticipated Notes	5130									0
108	State Aid Anticipation Certificates	5140									0
109	Other Interest on Short-Term Debt (Describe & Itemize)	5150									0
110	Total Debt Service - Interest on Short-Term Debt	5100							0		0
111	Debt Service - Interest on Long-Term Debt	5200									
112	Total Debt Service	5000									0

ESTIMATED DISBURSEMENTS/EXPENDITURES

	A	B	C	D	E	F	G	H	I	J	K
	Description: Enter Whole Numbers Only	Func #	(100) Salaries	(200) Employee Benefits	(300) Purchased Services	(400) Supplies & Materials	(500) Capital Outlay	(600) Other Objects	(700) Non-Capitalized Equipment	(800) Termination Benefits	(900) Total
1											
2		6000									
113	PROVISION FOR CONTINGENCIES (ED)										
114	Total Direct Disbursements/Expenditures		1,572,768	393,255	104,459	125,400	0	0	0	0	2,195,882
115	Excess (Deficiency) of Receipts/Revenues Over Disbursements/Expenditures										46,456
117	20 - OPERATIONS AND MAINTENANCE FUND (O&M)										
118	SUPPORT SERVICES (O&M)	2000									
119	Support Services - Pupil	2100									
120	Other Support Services - Pupils (Describe & Itemize)	2190									
121	Support Services - Business	2500									
122	Direction of Business Support Services	2510									
123	Facilities Acquisition & Construction Services	2530									
124	Operation & Maintenance of Plant Services	2540	118,137	11,000	45,000	36,000	1,000				211,137
125	Pupil Transportation Services	2550									
126	Food Services	2560									
127	Total Support Services - Business	2500	118,137	11,000	45,000	36,000	1,000	0	0	0	211,137
128	Other Support Services (Describe & Itemize)	2900									
129	Total Support Services	2000	118,137	11,000	45,000	36,000	1,000	0	0	0	211,137
130	COMMUNITY SERVICES (O&M)	3000									
131	PAYMENTS TO OTHER DIST & GOVT UNITS (O&M)	4000									
132	Payments to Other Dist & Govt Units (In-State)	4100									
133	Payments for Regular Programs	4110									
134	Payments for Special Education Programs	4120									
135	Payments for CTE Program	4140									
136	Other Payments to In-State Govt Units (Describe & Itemize)	4190									
137	Total Payments to Other Dist & Govt Units (In-State)	4100			0			0			0
138	Payments to Other Dist & Govt Units (Out of State) ¹⁴	4400									
139	Total Payments to Other Dist & Govt Unit	4000			0			0			0
140	DEBT SERVICE (O&M)	5000									
141	Debt Service - Interest on Short-Term Debt	5100									
142	Tax Anticipation Warrants	5110									
143	Tax Anticipation Notes	5120									
144	Corporate Personal Prop Repl Tax Anticipated Notes	5130									
145	State Aid Anticipation Certificates	5140									
146	Other Interest on Short-Term Debt (Describe & Itemize)	5150									
147	Total Debt Service - Interest on Short-Term Debt	5100						0			0
148	Debt Service - Interest on Long-Term Debt	5200									
149	Total Debt Service	5000						0			0
150	PROVISION FOR CONTINGENCIES (O&M)	6000									
151	Total Direct Disbursements/Expenditures		118,137	11,000	45,000	36,000	1,000	0	0	0	211,137
152	Excess (Deficiency) of Receipts/Revenues Over Disbursements/Expenditures										75
153											
154	30 - DEBT SERVICE FUND (DS)										
155	PAYMENTS TO OTHER DIST & GOVT UNITS (DS)	4000									
156	Payments to Other Dist & Govt Units (In-State)	4100									
157	Payments for Regular Programs	4110									
158	Payments for Special Education Programs	4120									
159	Other Payments to In-State Govt Units (Describe & Itemize)	4190									
160	Total Payments to Other Dist & Govt Units (In-State)	4000						0			0
161	DEBT SERVICE (DS)	5000									
162	Debt Service - Interest on Short-Term Debt	5100									
163	Tax Anticipation Warrants	5110									
164	Tax Anticipation Notes	5120									

ESTIMATED DISBURSEMENTS/EXPENDITURES

	A	B	C	D	E	F	G	H	I	J	K
	Description: Enter Whole Numbers Only	Func #	(100) Salaries	(200) Employee Benefits	(300) Purchased Services	(400) Supplies & Materials	(500) Capital Outlay	(600) Other Objects	(700) Non-Capitalized Equipment	(800) Termination Benefits	(900) Total
1											
2											
165	Corporate Personal Prop Rep Tax Anticipation Notes	5130									0
166	State Aid Anticipation Certificates	5140						164,175			164,175
167	Other Interest on Short-Term Debt (Describe & Itemize)	5150						164,175			164,175
168	Total Debt Service - Interest on Short-Term Debt	5100									0
169	Debt Service - Interest on Long-Term Debt	5200						500			500
170	Debt Service - Payments of Principal on Long-Term Debt ¹⁵ (Lease/Purchase Principal Retired)	5300									0
171	Debt Service Other (Describe & Itemize)	5400			0			164,675			164,675
172	Total Debt Service	5000			0						0
173	PROVISION FOR CONTINGENCIES (DS)	6000			0			164,675			164,675
174	Total Direct Disbursements/Expenditures										164,675
175	Excess (Deficiency) of Receipts/Revenues Over Disbursements/Expenditures										1,275
176											
177	40 - TRANSPORTATION FUND (TR)										
178	SUPPORT SERVICES (TR)	2000									
179	Support Services - Pupils	2100									
180	Other Support Services - Pupils (Describe & Itemize)	2190									0
181	Support Services - Business										
182	Pupil Transportation Services	2550	88,173	6,608	1,140	18,240		1,200			115,361
183	Other Support Services (Describe & Itemize)	2900									0
184	Total Support Services	2000	88,173	6,608	1,140	18,240	0	1,200	0	0	115,361
185	COMMUNITY SERVICES (TR)	3000									0
186	PAYMENTS TO OTHER DIST & GOVT UNITS (TR)	4000									
187	Payments to Other Dist & Govt Units (In-State)	4100									
188	Payments for Regular Program	4110									0
189	Payments for Special Education Programs	4120									0
190	Payments for Adult/Continuing Education Programs	4130									0
191	Payments for CTE Programs	4140									0
192	Payments for Community College Programs	4170									0
193	Other Payments to In-State Govt Units (Describe & Itemize)	4190									0
194	Total Payments to Other Dist & Govt Units (In-State)	4100			0			0			0
195	Payments to Other Dist & Govt Units (Out-of-State)	4400									0
196	(Describe & Itemize)										0
197	Total Payments to Other Dist & Govt Units	4000			0			0			0
198	DEBT SERVICE (TR)	5000									
199	Debt Service - Interest on Short-Term Debt	5100									
200	Tax Anticipation Warrants	5110									0
201	Tax Anticipation Notes	5120									0
202	Corporate Personal Prop Rep Tax Anticipation Notes	5130									0
203	State Aid Anticipation Certificates	5140									0
204	Other Interest on Short-Term Debt (Describe and Itemize)	5150									0
205	Total Debt Service - Interest on Short-Term Debt	5100									0
206	Debt Service - Interest on Long-Term Debt	5200						0			0
207	Debt Service - Payments of Principal on Long-Term Debt ¹⁵ (Lease/Purchase Principal Retired)	5300									0
208	Debt Service - Other (Describe and Itemize)	5400									0
209	Total Debt Service	5000						0			0
210	PROVISION FOR CONTINGENCIES (TR)	6000									0
211	Total Direct Disbursements/Expenditures		88,173	6,608	1,140	18,240	0	1,200	0	0	115,361
212	Excess (Deficiency) of Receipts/Revenues Over Disbursements/Expenditures										14,023

ESTIMATED DISBURSEMENTS/EXPENDITURES

	A	B	C	D	E	F	G	H	I	J	K
	Description: Enter Whole Numbers Only	Func #	(100) Salaries	(200) Employee Benefits	(300) Purchased Services	(400) Supplies & Materials	(500) Capital Outlay	(600) Other Objects	(700) Non-Capitalized Equipment	(800) Termination Benefits	(900) Total
1											
2											
213	50 - MUNICIPAL RETIREMENT/SOC SEC FUND (MR/SS)										
214	INSTRUCTION (MR/SS)	1000									
215	Regular Program	1100		6,734							6,734
216	Pre-K Programs	1125									0
217	Special Education Programs (Functions 1200-1220)	1200		9,676							9,676
218	Special Education Programs Pre-K	1225									0
219	Remedial and Supplemental Programs K-12	1250									0
220	Remedial and Supplemental Programs Pre-K	1275									0
221	Adult/Continuing Education Programs	1300									0
222	CTE Programs	1400									0
223	Interscholastic Programs	1500		716							716
224	Summer School Programs	1600									0
225	Gifted Programs	1650									0
226	Driver's Education Programs	1700									0
227	Bilingual Programs	1800									0
228	Truant Alternative & Optional Programs	1900									0
229	Total Instruction	1000		17,126							17,126
230	SUPPORT SERVICES (MR/SS)	2000									
231	Support Services - Pupil	2100									
232	Attendance & Social Work Services	2110									0
233	Guidance Services	2120									0
234	Health Services	2130									0
235	Psychological Services	2140									0
236	Speech Pathology & Audiology Services	2150									0
237	Other Support Services - Pupils (Describe & Itemize)	2190									0
238	Total Support Services - Pupil	2100		0							0
239	Support Services - Instructional Staff	2200									
240	Improvement of Instruction Services	2210									0
241	Educational Media Services	2220		3,737							3,737
242	Assessment & Testing	2230									0
243	Total Support Services - Instructional Staff	2200		3,737							3,737
244	Support Services - General Administration	2300									
245	Board of Education Services	2310									0
246	Executive Administration Services	2320									0
247	Special Area Administrative Services	2330									0
248	Claims Paid from Self Insurance Fund	2361									0
249	Workers' Compensation or Workers' Occupation Disease Acts Payments	2362									0
250	Unemployment Insurance Payments	2363									0
251	Insurance Payments (regular or self-insurance)	2364									0
252	Risk Management and Claims Services Payments	2365									0
253	Judgment and Settlements	2366									0
254	Educatl. Inspectl. Supervisory Serv. Related to Loss Prevention or Reduction	2367									0
255	Reciprocal Insurance Payments	2368									0
256	Legal Service	2369									0
257	Total Support Services - General Administration	2300		0							0
258	Support Services - School Administration	2400									
259	Office of the Principal Services	2410		8,201							8,201
260	Other Support Services - School Administration (Describe & Itemize)	2490									0
261	Total Support Services - School Administration	2400		8,201							8,201
262	Support Services - Business	2500									
263	Direction of Business Support Services	2510									0
264	Fiscal Services	2520		4,972							4,972
265	Facilities Acquisition & Construction Services	2530									0
266	Operation & Maintenance of Plant Service	2540		16,480							16,480
267	Pupil Transportation Services	2550		12,300							12,300
268	Food Services	2560		7,617							7,617
269	Internal Services	2570									0
270	Total Support Services - Business	2500		41,369							41,369

ESTIMATED DISBURSEMENTS/EXPENDITURES

	A	B	C	D	E	F	G	H	I	J	K
	Description: Enter Whole Numbers Only	Func#	(100) Salaries	(200) Employee Benefits	(300) Purchased Services	(400) Supplies & Materials	(500) Capital Outlay	(600) Other Objects	(700) Non-Capitalized Equipment	(800) Termination Benefits	(900) Total
1											
2											
271	Support Services - Central	2600									
272	Direction of Central Support Services	2610									0
273	Planning, Research, Development & Evaluation Services	2620									0
274	Information Services	2630									0
275	Staff Services	2640									0
276	Data Processing Services	2660									0
277	Total Support Services - Central	2600									0
278	Other Support Services (Describe & Itemize)	2900		0							0
279	Total Support Services	2000		53,307							53,307
280	COMMUNITY SERVICES (MR/SS)	3000									0
281	PAYMENTS TO OTHER DIST & GOVT UNITS (MR/SS)	4000									0
282	Payments for Regular Programs	4110									0
283	Payments for Special Education Programs	4120									0
284	Payments for CTE Programs	4140									0
285	Total Payments to Other Dist & Govt Units	4000		0							0
286	DEBT SERVICE (MR/SS)	5000									0
287	Debt Service - Interest on Short-Term Debt	5100									0
288	Tax Anticipation Warrants	5110									0
289	Tax Anticipation Notes	5120									0
290	Corporate Personal Prop Rep Tax Anticipation Notes	5130									0
291	State Aid Anticipation Certificates	5140									0
292	Other (Describe & Itemize)	5150						0			0
293	Total Debt Service	5000						0			0
294	PROVISION FOR CONTINGENCIES (MR/SS)	6000									0
295	Total Direct Disbursements/Expenditures			70,433				0			70,433
296	Excess (Deficiency) of Receipts/Revenues Over Disbursements/Expenditures										49,067
297											
298	60 - CAPITAL PROJECTS (CP)										
299	SUPPORT SERVICES (CP)	2000									
300	Support Services - Business										
301	Facilities Acquisition & Construction Services	2550									0
302	Other Support Services (Describe & Itemize)	2900									0
303	Total Support Services	2000	0	0	0	0	0	0	0		0
304	PAYMENTS TO OTHER DIST & GOVT UNITS (CP)	4000									
305	Payments to Other Dist & Govt Units (In-State)	4100									0
306	Payments to Regular Programs	4110									0
307	Payment for Special Education Programs	4120									0
308	Payment for CTE Programs	4140									0
309	Payments to Other Govt Units (In-State) (Describe & Itemize)	4190									0
310	Total Payments to Other Districts & Govt Units	4000			0			0			0
311	PROVISION FOR CONTINGENCIES (CP)	6000									0
312	Total Direct Disbursements/Expenditures		0	0	0	0	0	0	0		0
313	Excess (Deficiency) of Receipts/Revenues Over Disbursements/Expenditures										120,282
314											
315	70 WORKING CASH FUND (WC)										
316											
317	80 - TORT FUND (TF)										
318	SUPPORT SERVICES - GENERAL ADMINISTRATION	2000									0
319	Claims Paid from Self Insurance Fund	2361									19,069
320	Workers' Compensation or Workers' Occupational Disease Act Payments	2362			19,069						6,320
321	Unemployment Insurance Payments	2363			6,320						0
322	Insurance Payments (regular or self-insurance)	2364									0
323	Risk Management and Claims Services Payments	2365				89,000					89,000
324	Judgment and Settlements	2366									0

ESTIMATED DISBURSEMENTS/EXPENDITURES

A	B	C	D	E	F	G	H	I	J	K
Description: Enter Whole Numbers Only	Func #	(100) Salaries	(200) Employee Benefits	(300) Purchased Services	(400) Supplies & Materials	(500) Capital Outlay	(600) Other Objects	(700) Non-Capitalized Equipment	(800) Termination Benefits	(900) Total
1										
2										
325	2367	95,691	25,676							121,367
326	2368									0
327	2369			8,000						8,000
328	2371			28,535						28,535
329	2372									0
330	2000	95,691	25,676	61,924	89,000	0	0	0		272,291
331	4000									
332	4110									
333	4120									
334	4000						0			0
335	5000									
336										
337	5110									0
338	5130									0
339	5150									0
340	5000						0			0
341	6000									0
342		95,691	25,676	61,924	89,000	0	0	0		272,291
343										959
344										
345										
346	2000									
347	2500									
348	2530			5,363						5,363
349	2540									0
350	2500	0	0	5,363	0	0	0	0		5,363
351	2900									0
352	2000	0	0	5,363	0	0	0	0		5,363
353	4000									
354	4110									0
355	4120									0
356	4190									0
357	4000						0			0
358	5000									
359	5100									0
360	5110									0
361	5150									0
362	5100						0			0
363	5200									0
364	5300									0
365	5000									0
366	6000									0
367		0	0	5,363	0	0	0	0		5,363
368										8,530

This page is provided for detailed itemizations as requested within the body of the Report.

- 1.
- 2.
- 3.
- 4.

	A	B	C	D	E	F
DEFICIT BUDGET SUMMARY INFORMATION - Operating Funds Only						
1	Description	EDUCATIONAL FUND (10)	OPERATIONS & MAINTENANCE FUND (20)	TRANSPORTATION FUND (40)	WORKING CASH FUND (70)	TOTAL
2	Direct Revenues	2,242,338	211,212	129,384	14,250	2,597,184
3	Direct Expenditures	2,195,882	211,137	115,361		2,522,380
4	Difference	46,456	75	14,023	14,250	74,804
5	Estimated Fund Balance - June 30, 2019	130,044	10,908	79,148	15,250	235,350
6	Balanced budget, no deficit reduction plan is required.					
7	A deficit reduction plan is required if the local board of education adopts (or amends) the 2018-19 school district budget in which the "operating funds" listed above result in direct revenues (line 9) being less than direct expenditures (line 19) by an amount equal to or greater than one-third (1/3) of the ending fund balance (line 81).					
8	<p>Note: The balance is determined using only the four funds listed above. That is, if the estimated ending fund balance is less than three times the deficit spending, the district must adopt and file with ISBE a deficit reduction plan to balance the shortfall within three years.</p> <p>The School Code, Section 17-1 (105 ILCS 5/17-1) - If the 2017-2018 Annual Financial Report (AFR) reflects a deficit as defined above (page 36), then the school district shall adopt and submit a deficit reduction plan (found here on page 20-24) to ISBE within 30 days after acceptance of the AFR.</p> <p>The deficit reduction plan, if required, is developed using ISBE guidelines and format.</p>					
9						
10						
11						
12						
13						

ILLINOIS STATE BOARD OF EDUCATION
School Business Services Division

A	B	C	D	E	F	G
DEFICIT REDUCTION PLAN						
ESTIMATED BUDGET						
FY2018-2019						
1						
2						
3	1069011026					
4	District Number					
5	Meredosia-Chambersburg School District #11					
	District Name					
6		Educational Fund	Operations & Maintenance Fund	Transportation Fund	Working Cash Fund	Total
7	ESTIMATED BEGINNING FUND BALANCE (must equal prior Ending Fund Balance)	83,588	10,833	65,125	1,000	160,546
8	RECEIPTS/REVENUES					
			Acct #			
9	LOCAL SOURCES	1,541,653	211,212	55,574	14,250	1,822,689
10	FLOW-THROUGH RECEIPTS/REVENUES FROM ONE DISTRICT TO ANOTHER DISTRICT	0	0	0	0	0
11	STATE SOURCES	473,941	0	73,810	0	547,751
12	FEDERAL SOURCES	226,744	0	0	0	226,744
13	Total Receipts/Revenues	2,242,338	211,212	129,384	14,250	2,597,184
14	DISBURSEMENTS/EXPENDITURES					
			Funct #			
15	INSTRUCTION	1,588,886				1,588,886
16	SUPPORT SERVICES	569,180	211,137	115,361		895,678
17	COMMUNITY SERVICES	0	0	0	0	0
18	PAYMENTS TO OTHER DISTRICTS & GOVT. UNITS	37,816	0	0	0	37,816
19	DEBT SERVICES	0	0	0	0	0
20	PROVISION FOR CONTINGENCIES	0	0	0	0	0
21	Total Disbursements/Expenditures	2,195,882	211,137	115,361		2,522,380
22	Excess of Receipts/Revenue Over/(Under) Disbursements/Expenditures	46,456	75	14,023	14,250	74,804
23	OTHER SOURCES/USES OF FUNDS					
24	OTHER SOURCES OF FUNDS (7000)	0	0	0	0	0
25	OTHER USES OF FUNDS (8000)	0	0	0	0	0
26	TOTAL OTHER SOURCES/USES OF FUNDS	0	0	0	0	0
27	ESTIMATED ENDING FUND BALANCE	130,044	10,908	79,148	15,250	235,350

ILLINOIS STATE BOARD OF EDUCATION
School Business Services Division

	A	B	H	I	J	K	L
	ESTIMATED BUDGET FY2019-2020						
1							
2							
3	1069011026						
4	District Number						
5	Meredosia-Chambersburg School District #11						
	District Name						
6	ESTIMATED BEGINNING FUND BALANCE						
7	(must equal prior Ending Fund Balance)						
8	RECEIPTS/REVENUES	Acct #					
9	LOCAL SOURCES	1000	130,044	10,908	79,148	15,250	235,350
10	FLOW-THROUGH RECEIPTS/REVENUES FROM ONE DISTRICT TO ANOTHER DISTRICT	2000					0
11	STATE SOURCES	3000					0
12	FEDERAL SOURCES	4000					0
13	Total Receipts/Revenues		0	0	0	0	0
14	DISBURSEMENTS/EXPENDITURES	Funct #					
15	INSTRUCTION	1000					0
16	SUPPORT SERVICES	2000					0
17	COMMUNITY SERVICES	3000					0
18	PAYMENTS TO OTHER DISTRICTS & GOVT. UNITS	4000					0
19	DEBT SERVICES	5000					0
20	PROVISION FOR CONTINGENCIES	6000					0
21	Total Disbursements/Expenditures		0	0	0	0	0
22	Excess of Receipts/Revenue Over/(Under) Disbursements/Expenditures		0	0	0	0	0
23	OTHER SOURCES/USES OF FUNDS						
24	OTHER SOURCES OF FUNDS (7000)						0
25	OTHER USES OF FUNDS (8000)						0
26	TOTAL OTHER SOURCES/USES OF FUNDS		0	0	0	0	0
27	ESTIMATED ENDING FUND BALANCE		130,044	10,908	79,148	15,250	235,350

ILLINOIS STATE BOARD OF EDUCATION
School Business Services Division

	A	B	M	N	O	P	Q
ESTIMATED BUDGET FY2020-2021							
1							
2							
3		1069011026					
4		District Number					
5		Meredosia-Chambersburg School District #11					
		District Name					
6		ESTIMATED BEGINNING FUND BALANCE					
7		(must equal prior Ending Fund Balance)					
8		RECEIPTS/REVENUES					
			Acct #				
9		LOCAL SOURCES	1000				
10		FLOW-THROUGH RECEIPTS/REVENUES FROM ONE DISTRICT TO	2000				
		ANOTHER DISTRICT					
11		STATE SOURCES	3000				
12		FEDERAL SOURCES	4000				
13		Total Receipts/Revenues		0	0	0	0
14		DISBURSEMENTS/EXPENDITURES					
			Funct #				
15		INSTRUCTION	1000				
16		SUPPORT SERVICES	2000				
17		COMMUNITY SERVICES	3000				
18		PAYMENTS TO OTHER DISTRICTS & GOVT. UNITS	4000				
19		DEBT SERVICES	5000				
20		PROVISION FOR CONTINGENCIES	6000				
21		Total Disbursements/Expenditures		0	0	0	0
22		Excess of Receipts/Revenue Over/(Under) Disbursements/Expenditures		0	0	0	0
23		OTHER SOURCES/USES OF FUNDS					
24		OTHER SOURCES OF FUNDS (7000)					
25		OTHER USES OF FUNDS (8000)					
26		TOTAL OTHER SOURCES/USES OF FUNDS		0	0	0	0
27		ESTIMATED ENDING FUND BALANCE		130,044	10,908	79,148	15,250
							235,350

ILLINOIS STATE BOARD OF EDUCATION
School Business Services Division

	A	B	R	S	T	U	V
	ESTIMATED BUDGET FY2021-2022						
1							
2							
3	1069011026						
4	District Number						
5	Meredosia-Chambersburg School District #11						
	District Name						
6			Educational Fund	Operations & Maintenance Fund	Transportation Fund	Working Cash Fund	Total
7	ESTIMATED BEGINNING FUND BALANCE (must equal prior Ending Fund Balance)		130,044	10,908	79,148	15,250	235,350
8	RECEIPTS/REVENUES	Acct #					
9	LOCAL SOURCES	1000					0
10	FLOW-THROUGH RECEIPTS/REVENUES FROM ONE DISTRICT TO ANOTHER DISTRICT	2000					0
11	STATE SOURCES	3000					0
12	FEDERAL SOURCES	4000					0
13	Total Receipts/Revenues		0	0	0	0	0
14	DISBURSEMENTS/EXPENDITURES	Funct #					
15	INSTRUCTION	1000					0
16	SUPPORT SERVICES	2000					0
17	COMMUNITY SERVICES	3000					0
18	PAYMENTS TO OTHER DISTRICTS & GOVT. UNITS	4000					0
19	DEBT SERVICES	5000					0
20	PROVISION FOR CONTINGENCIES	6000					0
21	Total Disbursements/Expenditures		0	0	0	0	0
22	Excess of Receipts/Revenue Over/(Under) Disbursements/Expenditures		0	0	0	0	0
23	OTHER SOURCES/USES OF FUNDS						
24	OTHER SOURCES OF FUNDS (7000)						0
25	OTHER USES OF FUNDS (8000)						0
26	TOTAL OTHER SOURCES/USES OF FUNDS		0	0	0	0	0
27	ESTIMATED ENDING FUND BALANCE		130,044	10,908	79,148	15,250	235,350

ILLINOIS STATE BOARD OF EDUCATION
School Business Services Division

	A	B	W	X	Y	Z
SUMMARY						
BUDGET ADDENDUM - DEFICIT REDUCTION PLAN						
ESTIMATED BUDGET						
Date of Adoption: (Enter as MM/DD/YY)						
1						
2						
3	1069011026					
4	District Number					
5	Meredosia-Chambersburg School District #11					
	District Name					
6			FY2018-2019	FY2019-2020	FY2020-2021	FY2021-2022
7	ESTIMATED BEGINNING FUND BALANCE (must equal prior Ending Fund Balance)		160,546	235,350	235,350	235,350
8	RECEIPTS/REVENUES	Acct #				
9	LOCAL SOURCES	1000	1,822,689	0	0	0
10	FLOW-THROUGH RECEIPTS/REVENUES FROM ONE DISTRICT TO ANOTHER DISTRICT	2000	0	0	0	0
11	STATE SOURCES	3000	547,751	0	0	0
12	FEDERAL SOURCES	4000	226,744	0	0	0
13	Total Receipts/Revenues		2,597,184	0	0	0
14	DISBURSEMENTS/EXPENDITURES	Funct #				
15	INSTRUCTION	1000	1,588,886	0	0	0
16	SUPPORT SERVICES	2000	895,678	0	0	0
17	COMMUNITY SERVICES	3000	0	0	0	0
18	PAYMENTS TO OTHER DISTRICTS & GOVT. UNITS	4000	37,816	0	0	0
19	DEBT SERVICES	5000	0	0	0	0
20	PROVISION FOR CONTINGENCIES	6000	0	0	0	0
21	Total Disbursements/Expenditures		2,522,380	0	0	0
22	Excess of Receipts/Revenue Over/(Under) Disbursements/Expenditures		74,804	0	0	0
23	OTHER SOURCES/USES OF FUNDS					
24	OTHER SOURCES OF FUNDS (7000)		0	0	0	0
25	OTHER USES OF FUNDS (8000)		0	0	0	0
26	TOTAL OTHER SOURCES/USES OF FUNDS		0	0	0	0
27	ESTIMATED ENDING FUND BALANCE		235,350	235,350	235,350	235,350

Deficit Reduction Plan-Background/Assumptions
Fiscal Year 2018-2019 through Fiscal Year 2021-2022

Meredosia-Chambersburg School District #11 1069011026

Please complete the following schedule and include a brief description to identify any areas of the budget that will be impacted from one year to the next. If the deficit reduction plan relies upon new local revenues, identify contingencies for further budget reductions which will be enacted in the event those new revenues are not available.

1. Background and Narrative of Budget Reductions:

2. Assumptions Used in the Deficit Reduction Plan:

- Foundation Levels for General State Aid:

- Equal Assessed Valuation and Tax Rates:

- Employee Salaries and Benefits:

- Short and Long Term Borrowing:

- Educational Impact:

- Other Assumptions:

- Has the district considered shared services or outsourcing (Ex: Transportation, Insurance) If yes please explain:

ESTIMATED LIMITATION OF ADMINISTRATIVE COSTS

(For Local Use Only)

This is an estimated Limitation of Administrative Costs Worksheet only and will not be accepted for Official Submission of the Limitation of Administrative Costs Worksheet.

The worksheet is intended for use during the budgeting process to estimate the district's percent increase of FY2019 budgeted expenditures over FY2018 actual expenditures. Budget information is copied to this page. Insert the prior year estimated actual expenditures to compute the estimated percentage increase (decrease).

The official Limitation of Administrative Costs Worksheet is attached to the end of the Annual Financial Report (ISBE Form 50-35) and may be submitted in conjunction with that report.

An official Limitation of Administrative Costs Worksheet can also be found on the ISBE website at:

Limitation of Administrative Costs

ESTIMATED LIMITATION OF ADMINISTRATIVE COSTS WORKSHEET		School District Name: Meredosia-Chambersburg School District #11				
(Section 17-1.5 of the School Code)		RCDT Number: 01-069-0110-26				
Description (Enter Whole Numbers Only)	Funct #	Estimated Actual Expenditures, Fiscal Year 2018		Budgeted Expenditures, Fiscal Year 2019		
		(10) Educational Fund	(20) Operations & Maintenance Fund	(10) Educational Fund	(20) Operations & Maintenance Fund	Total
1. Executive Administration Services	2320			0	106,621	106,621
2. Special Area Administration Services	2330			0	0	0
3. Other Support Services - School Administration	2490			0	0	0
4. Direction of Business Support Services	2510			0	0	0
5. Internal Services	2570			0	0	0
6. Direction of Central Support Services	2610			0	0	0
7. Deduct - Early Retirement or other pension obligations required by state law and include above				0		0
8. Totals		0		0	106,621	106,621
9. Estimated Percent Increase (Decrease) for FY2019 (Budgeted) over FY2018 (Actual)						Enter Actual Data!

Reference Description

- 1 Each fund balance should correspond to the fund balance reflected on the books as of June 30th - Balance Sheet Accounts #720 and #730 (audit figures, if available).
- 2 Accounting and Financial Reporting for Certain Grants and Other Financial Assistance. The "On-Behalf" Payments should only be reflected on this page (Budget Summary, Lines 10 and 20).
- 3 Requires the secretary of the school board to notify the county clerk (within 30 days of the transfer approval) to abate an equal amount of taxes to be next extended. See Sec. 10-22.14 & 17-2.11.
- 3^a Requires notification to the county clerk to abate an equal amount from taxes next extended. See section 10-22.14
- 4 Principal on Bonds Sold:
 - (1) Funding Bonds are to be entered in the fund or funds in which the liability occurs.
 - (2) Refunding Bonds can be entered in the Debt Services Fund only.
 - (3) Building Bonds can be entered in the Capital Projects Fund only.
 - (4) Fire Prevention and Safety Bonds can be entered in the Fire Prevention & Safety Fund only.
- 5

The proceeds from the sale of school sites, buildings, or other real estate shall be used first to pay the principal and interest on any outstanding bonds on the property being sold, and after all such bonds have been retired, the remaining proceeds from the sale next shall be used by the school board to meet any urgent district needs as determined under Sections 2-3.12 and 17-2.11 of the School Code. Once these issues have been addressed, any remaining proceeds may be used for any other authorized purpose and for deposit into any district fund.
- 6 The School Code, Section 10-22.44 prohibits the transfer of interest earned on the investment of "any funds for purposes of Illinois Municipal Retirement under the Pension Code." This prohibition does not include funds for Social Security and Medicare-only purposes. For additional requirements on interest earnings, see 23 Illinois Administrative Code, Part 100, Section 100.50.
- 7 Cash plus investments must be greater than or equal to zero.
- 8 For cash basis budgets, this total will equal the Budget Summary - Total Direct Receipts/Revenues (Line 9) plus Total Other Sources of Funds (Line 46).
- 9 For cash basis budgets, this total will equal the Budget Summary - Total Direct Disbursements/Expenditures (Line 19) plus Total Other Uses of Funds (Line 79).
- 10 Working Cash Fund loans may be made to any district fund for which taxes are levied (Section 20-5 of the School Code).
- 11 Include revenue accounts 1110 through 1115, 1117, 1118 & 1120.
- 12 The School Code Section 17-2.2c. Tax for leasing educational facilities or computer technology or both, and for temporary relocation expense purposes.
- 13 Corporate personal property replacement tax revenue must be first applied to the Municipal Retirement/Social Security Fund to replace tax revenue lost due to the abolition of the corporate personal property tax (30 ILCS 115/12). This provision does not apply to taxes levied for Medicare-Only purposes.
- 14 Only tuition payments made to private facilities. See Functions 4200 or 4400 for estimated public facility disbursements/expenditures.
- 15 Payment towards the retirement of lease/purchase agreements or bonded/other indebtedness (principal only) otherwise reported within the fund - e.g.: alternate revenue bonds. (Describe & Itemize)
- 16 Only abolishment of Working Cash Fund must transfer its funds directly to the Educational Fund upon adoption of a resolution and at the close of the current school Year (see 105 ILCS 5/20-8 for further explanation)
Only abatement of working cash fund can transfer its funds to any fund in most need of money (see 105 ILCS 5/20-10 for further explanation)

CHECK FOR ERRORS

This worksheet checks various cells to assure that selected items are in balance.
Out-of-balance conditions are accompanied by an error message.
Errors must be corrected before the budget is finalized and submitted to ISBE.

Budget Item References	Message
Is Deficit Reduction Plan Required?	
If required, is Deficit Reduction Plan Completed (Page: DefReductPlan 20-24)?	Congratulations! You have a balanced budget.
1. Cover Page - CASH or ACCRUAL	
Check one type of Accounting Basis used on the Cover sheet.	CASH
2. Budget Summary: Other Sources (Page BudgetSum 2-3 - Acct 7000), must equal Other Uses (BudgetSum 2-3 - Acct. 8000).	
Estimated Beginning Fund Balance July,1 2018 for all Funds (Cells C3 - K3) (Line must have a number or zero. Do not leave blank.)	OK
Transfer Among Funds (Funds 10, 20, 40 - Acct 7130 - Cells C29, D29, F29), must equal (Funds 10, 20 & 40 - Acct 8130 - Cells C52, D52, F52).	OK
Transfer of Interest (Funds 10 thru 90 - Acct 7140 - Cells C30:K30), must equal (Funds 10 thru 60, & 80 - Acct 8140 - Cells C53:H53, J53).	OK
Transfer to Debt Service to Pay Principal on Capital Leases (Fund 30 - Acct 7400 - Cell E39) must equal (Funds 10, 20 & 60 - Acct 8400 Cells C57:H60).	OK
Transfer to Debt Service to Pay Interest on Capital Leases (Fund 30 - Acct 7500 - Cell E40) must equal (Funds 10, 20 & 60 - Acct 8500 - Cells C61:H64).	OK
Transfer to Debt Service Fund to Pay Principal on Revenue Bonds (Fund 30 - Acct 7600 - Cell E41) must equal (Funds 10 & 20 - Acct 8600 - Cells C65:D68).	OK
Transfer to Debt Service to Pay Interest on Revenue Bonds (Fund 30 - Acct 7700 - Cell E42) must equal (Funds 10 & 20 - Acct 8700 - Cells C69:D72).	OK
Transfer to Capital Projects Fund (Fund 60 - Acct 7800 - Cell H43) must equal (Fund 10 & 20, Acct 8800 - Cells C73:D76).	OK
3. Summary of Cash Transactions: Beginning Cash Balance on Hand July 1, 2018, (CashSum 4, All Funds), cannot be negative.	
Educational (Fund 10 - Cell C3)	OK
Operations & Maintenance (Fund 20 - Cell D3)	OK
Debt Service (Fund 30 - Cell E3)	OK
Transportation (Fund 40 - Cell F3)	OK
Municipal Retirement/Social Security (Fund 50 - Cell G3)	OK
Capital Projects (Fund 60 - Cell H3)	OK
Working Cash (Fund 70 - Cell I3)	OK
Tort (Fund 80 - Cell J3)	OK
Fire Prevention & Safety (Fund 90 - Cell K3)	OK
4. Summary of Cash Transactions: Ending Cash Balance on Hand June 30, 2019, (Page CashSum 4 - All Funds), cannot be negative.	
Educational (Fund 10 - Cell C21)	OK
Operations & Maintenance (Fund 20 - Cell D21)	OK
Debt Service (Fund 30 - Cell E21)	OK
Transportation (Fund 40 - F21)	OK
Municipal Retirement/Social Security (Fund 50 - Cell G21)	OK
Capital Projects (Fund 60 - H21)	OK
Working Cash (Fund 70 - Cell I21)	OK
Tort (Fund 80 - Cell J21)	OK
Fire Prevention & Safety (Fund 90 - Cell K21)	OK
5. Summary of Cash Transactions: Other Receipts, (Page CashSum 4), must equal Other Disbursements, (Page CashSum 4).	
Interfund Loans Payable (Funds 10:60, 80, 90 - Acct 411 - Cells C6:H6, J6:K6) must equal Interfund Loans Receivable (Funds 10:20, 40, 70 - Acct 141 - Cells C15:D15, F15, I15).	OK
Interfund Loans Receivable (Funds 10, 20, 40 & 70 - Acct 141 - Cells C7:D7, F7, I7) must equal Interfund Loans Payable (Funds 10:60, 80, 90 - Acct 411 - Cells C16:H16, J16, K16).	OK

End of Balancing